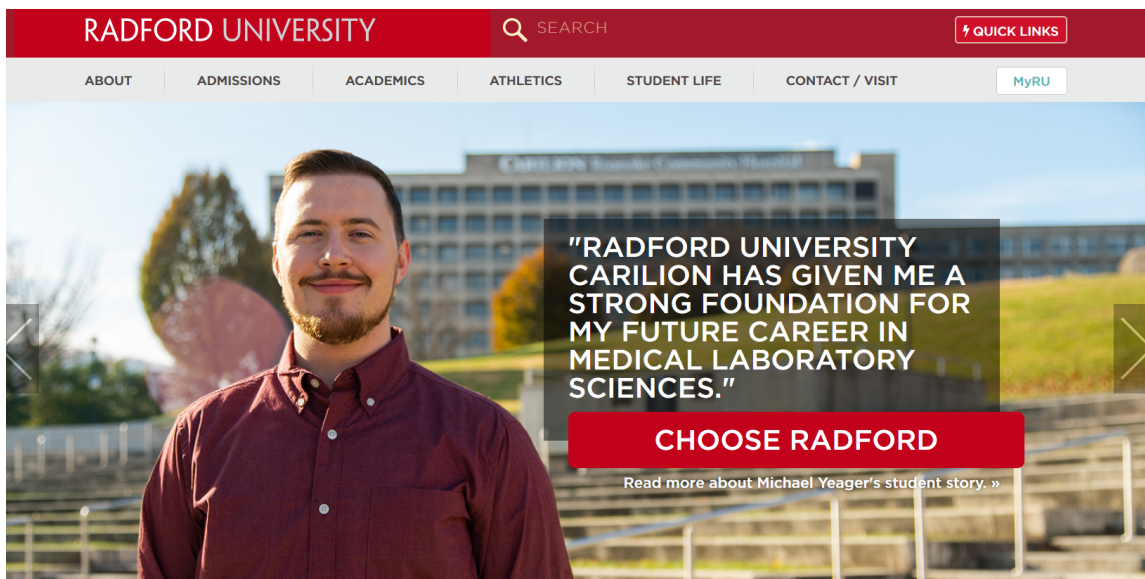


Radford University Image Specification Guide

Radford University homepage banner image: 1600 x 700p



Apply, Visit, Give images: 530 x 420p



News & Events thumbnail: 900 x 900p

This image is rendered as 100 x 100p within the news component (as seen below), but for quality, we recommend 900 x 900p be used

Sinclair Constantine Allen: A moment worth waiting for »

12/12/2019



Sinclair Constantine Allen '19, of Haymarket, Virginia, stood on the stage as Colonel Paul Mele officiated his commissioning ceremony. Sinclair soaked in that special moment and reflected on what it took to arrive at that landmark occasion.

Veteran, first-generation student set to graduate »

12/11/2019



The page is being turned to a new chapter as Juan Martinez '19, a student veteran from Bath, Michigan, is graduating this December and set to join the Blacksburg Police Department in January 2020.

Radford University earns STARS silver rating for campus sustainability practices »

12/11/2019




Radford University's campus sustainability initiatives have received a green thumbs up!

Areas of Study images: 226 x 550p




Social Media Icons background: 1600 x 363p



Academic and Administrative Websites

College, Academic Department and Administrative website banner image: 1600 x 443p



College Academic Department and Administrative website banner image: 1600 x 443p



Slideshow with Bottom Row Display: 1600 x 443p



Slideshow with Column Info Display: 1600 x 443p

(be aware that the column info on the right will cover part of the image with the gray box)

The image or video used on the right within the column info display can be sized:

310 x 190p or 310 x 205p

(height can vary depending on the amount of content)



Slideshow with Thumbnails: 1600 x 443p


(be aware that the thumbnails on the right will cover part of the image)



Admin blocks: 261 x 215p (component looks best with a 3 or 4 column layout)




Explore our Residence Halls



Housing FAQs



Residence Halls & Features



Move-In Information

The component can be used without images sparingly to create easily clickable, brief content. The component will appear like below and can be used in 2, 3, or 4 column layouts.

Request Letters

Registration


Test/Notes

Faculty

Departments & Academic Programs thumbnails: 340 x 126p



Doctor of Physical Therapy



School of Social Work



Clinical Simulation Center

This component can be used without images sparingly to highlight program options, tracks or concentrations. The component will appear like below and can be used in 2, 3, or 4 column layouts.

Program Options

M.A. in Music

M.S. in Music

Callout Box: 270 x 155p (this size is variable)

See some of the ways this component can be used. It can be used in a single, 2, 3, or 4 column layouts; with or without images; and with or without the teal call to action buttons.

1. Single column with call to action and no image.


Note for applicants:

We will begin accepting applications on June 1st for our first cohort of students who will begin in January 2020.

[LEARN MORE](#)

2. 3 column layout with images, text (bulleted list) and call to action button.


Student Health Services



- > Primary care
- > Nurse access/medical information service
- > Specialty care
- > Additional services

[LEARN MORE ABOUT STUDENT HEALTH SERVICES](#)


Student Counseling Services



- > Individual, couples and group psychotherapy
- > Medication evaluations and management
- > Professional consultation
- > Additional services

[LEARN MORE ABOUT STUDENT COUNSELING SERVICES](#)

Student Recreation and Wellness




- > Club sports
- > Outdoor programs
- > Fitness and wellness
- > Additional services and programs

[LEARN MORE ABOUT STUDENT REC & WELLNESS](#)

3. 4 column layout with images, text, and call to action button.


M.S. in Education



Ideal for practicing and prospective educators. Includes options for licensure and non-licensure and specific content area studies.

[LEARN MORE](#)


M.S. in Educational Leadership



Designed to prepare professional personnel to fill positions as preK-12 school principals or instructional supervisors in Virginia.

[LEARN MORE](#)


M.S. in Special Education



Ideal for practicing and prospective educators. Design a program of study to meet your interests and teacher licensure needs.

[LEARN MORE](#)

M.S. in Education - Mathematics Education



Ideal for practicing and prospective educators within secondary and higher education. A fully online program.

[LEARN MORE](#)

4. Single column layout without an image or call to action button.

What We Do in a Nutshell

In support of university's student recruitment and retention efforts, Digital Communications and Marketing provides strategic direction for:

- > The Radford University website;
- > Social media;
- > Search Engine Optimization (SEO) and analytics;
- > Digital communication and marketing;
- > The RUmobil application; and
- > The MyRU portal.

Drop us an email with your questions or to schedule a brainstorming meeting.

Sidebar Content Box

This component can only be used at the bottom of webpages. You are able to include a header when you edit the component. You can add a text or text and image component within the sidebar content box component. **The recommended image size is 270 x 155p, but is variable.** Example below shows the sidebar content box with no image.

Student Affairs Offices

- > [Center for Diversity and Inclusion \(CDI\)](#)
- > [Dean of Students \(DOS\)](#)
- > [Center for Accessibility Services \(CAS\)](#)
- > [Housing and Residence Life](#)
- > [Student Activities](#)
- > [Student Health Services](#)
- > [Substance Abuse and Violence Education Support \(SAVES\)](#)
- > [Student Success and Retention](#)

Promotional box: 276 x 201p

This component should only be used under the left (sub) navigation. You can add text and a link within the component.



Headshots

Headshot sizes is a departmental preference depending on the layout of your faculty and staff listing webpage (if you have one).

We recommend headshots all be sized consistently to provide an appealing, well balanced page, particularly if using a 2 or 3 column layout.

See example below. This page uses a 2 column layout with text and image components (to also include name, title and phone or email address). All images are left aligned and sized exactly the same.

Recommended headshot sizes are 175 x 245p or they can be smaller 150 x 185p



[Alicia Dials](#)
Employment Manager
540-831-6226



[Carmella Carter](#)
HR Consultant
540-831-6455



[Lisa Lorton](#)
HR Consultant
540-831-6521



[Pamela Smallwood](#)
HR Consultant
540-831-6229